

HIGH-LOW BATTERY VOLTAGE DETECTOR

The **ECU-VLD2** has built in sensor circuits to detect system voltage levels. The module will detect high voltage and low voltage. The **ECU-VLD2** has relay output contacts. The module replaces two voltage detector relays in function.

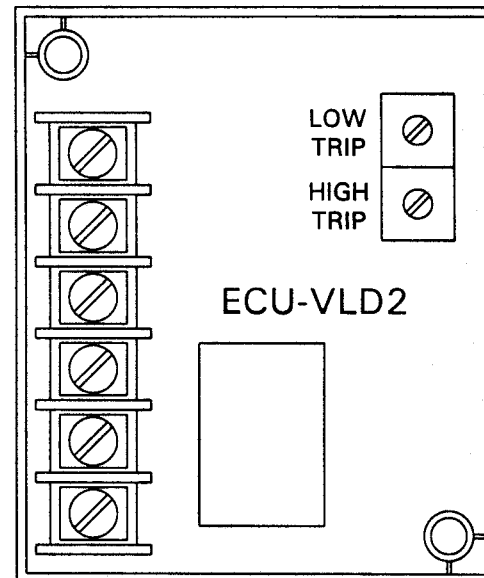
ECU-VLD2

**VERSIONS FOR 12
AND 24 VDC**

APPLICATIONS: Standby Power Systems, Engine-Generators,
Annunciator Panels

FEATURES:

- * Completely self contained circuit detects both High and Low levels
- * Allows easy interface to lamps, relays, horns, and other system components
- * Adjustable High and Low voltage trip points
- * Built in hysteresis eliminates lamp flicker and relay chatter
- * Epoxy molded for superior in field reliability
- * Low cost, easy installation



ECU-VLD2 EASY TO USE VOLTAGE DETECTOR BUILDING BLOCK

The need for detection of proper system voltage is paramount in any standby engine system. The ability to detect both high and low voltages allows visual monitoring of both the battery and the battery charger. Often only the information that the voltage is high or low is required to suggest a battery voltage system malfunction.

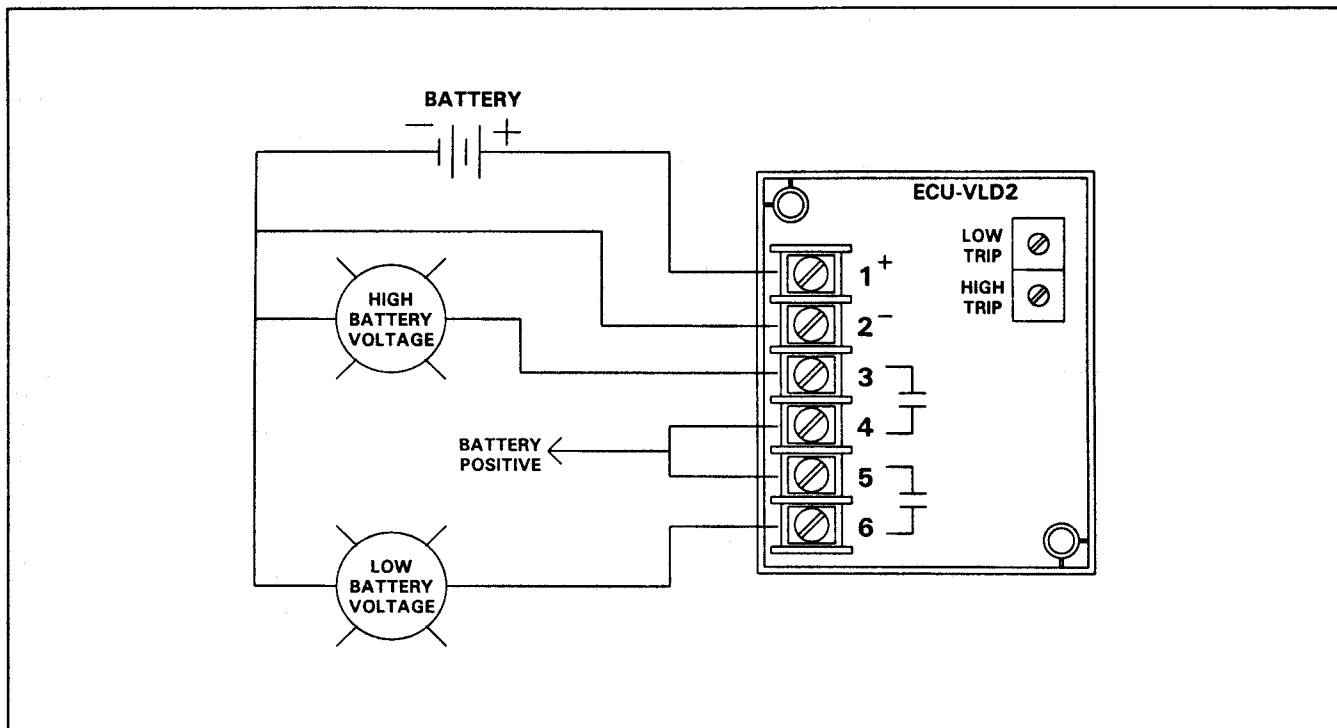
The unit may be field adjusted by applying the known trip voltage and turning the trip adjustments with a small screwdriver until the desired lamp positions.

ECU® IS A REGISTERED TRADEMARK OF
ENGINEERING CONCEPTS UNLIMITED, INC.
P.O. Box 250 - 8950 Technology Drive - Fishers, IN 46038

Specifications subject to change

ECU-VLD2 6/98

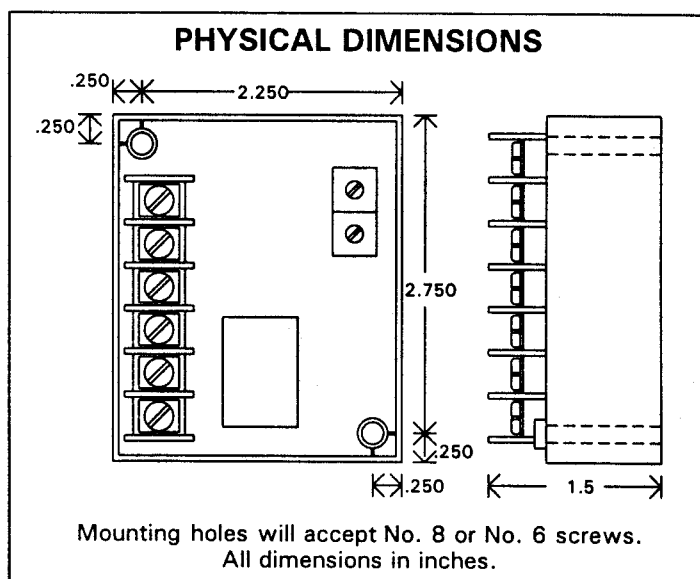
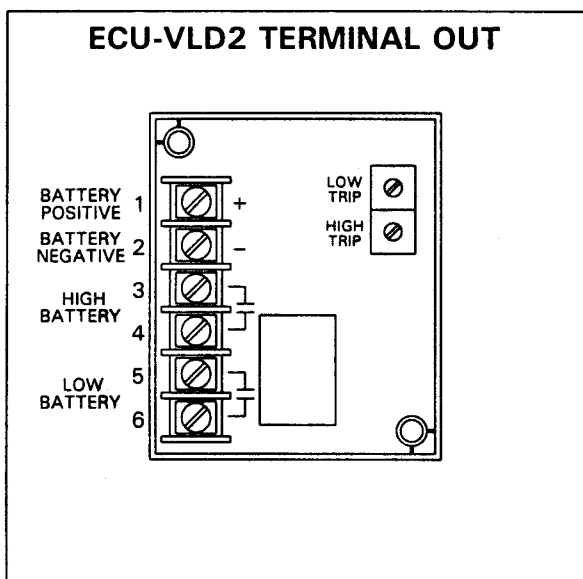
SAMPLE ECU-VLD2 APPLICATION: MONITORING SYSTEM BATTERY VOLTAGE



The above example is the most popular application of the voltage detector module. The lamps will track the voltage condition as programmed by the trip adjustments.

TO ADJUST VOLTAGE TRIPS: (1) first turn both pots fully counterclockwise. (2) Apply the input voltage at the high trip level and turn the high trip pot clockwise until the high lamp just lights. (3) Apply the input voltage at the low trip level and turn the low trip pot clockwise until the low lamp just lights.

SPECIFICATIONS: OUTPUT RATING - 5 AMPS MAX
12 VOLT MODE - 9 TO 15 VOLTS
24 VOLT MODE - 19 TO 30 VOLTS



ORDERING INFORMATION:

ORDER BY SPECIFYING:
ECU-VLD2-12 for 12 Volt systems
ECU-VLD2-24 for 24 Volt systems

ECU[®] IS A REGISTERED TRADEMARK OF
ENGINEERING CONCEPTS UNLIMITED, INC.